

Technology, that sets standards Product Profile



High pressure multistage barrel casing pump CHTR 5/9 under testing.

Our manufacturing network



Energy Pumps Division, Kesurdi, Khandala (2017)



Irrigation & Process Pumps Division, Pune (1960)



Power Projects Division, Chinchwad (1978)



Standard Pumps Division, Sinnar (1994)



Valves Division, Coimbatore (1987)



Foundry Division, Vambori (1974)

KSB Pumps, Valves & Systems - **The heart of your system**

Fluid is one of the most dynamic elements of nature. Whenever there arises a need to harness this vibrant energy, KSB provides the ultimate technology. Wherever the task, whatever the expectations, KSB yields a free flow of solutions. Right from transportation and distribution of water, waste water and industrial fluids, to thermal and air-conditioning system needs. KSB regulates every element to perfection, economically, efficiently and reliably. A technology leader offering total fluid dynamics and handling solutions, KSB specialises in high-quality customer care. Support that is extended through consultation, planning, installation, maintenance and round the clock back-up. While KSB pumps gush out a free flow to success, KSB valves monitor and ensure the success. Today, KSB specialises in customising products, systems, services and solutions to conquer the most dynamic elemental force in the world.



Etaline



SICCA® 900-2500
Type GLC



moviBOOST V



KSB - A One-Stop Technology Shop

A comprehensive range of KSB pumps and valves are manufactured from the facilities of KSB Pumps Limited spread over six centres in India... each facility dedicated to a product line. In-house design and manufacture of jigs, fixtures and dies under strict tolerances, ensure that the highest levels of quality are maintained. An ISO 9001 & ISO 14001 organisation, KSB in India has systematised concurrent production of dissimilar components. All components, each with different specifications, flow through the computer-controlled manufacturing process. A systematised solution by KSB involves more than merely designing and building the right pump and valve to meet the exacting demands of a variety of customers.

All the pumps and valves are offered to the market through a very wide distribution network comprising of 4 zonal offices, 15 branch offices, over 800 authorised dealers, 4 service stations, over 200 authorised service centres and 21 godowns... All this to ensure, that for every KSB pump and valve in use, there is a KSB sales and service outlet around the corner.

KSB not only engineers state-of-the-art pump and valve technology but also strives to provide an air-tight array of service around pumps and valves. KSB stands by its customers all along, through the entire implementation of a project, offers continuous after-sales service and undertakes a variety of service contracts and energy audits to provide optimum and cost effective solutions.

At KSB, the relation with the customer is an ongoing partnership, continuing beyond product commissioning. Regular tailor-made training sessions are held, in-house and at the customers' sites, to acquaint them with selection, operation and maintenance to get the best from KSB pumps and valves.

All this has been made possible by the commitment and dedication of the collective strength of about 2000 strong team who firmly believe that rewards come through the success of a client's project.



**Pumps for water, waste water treatment,
sewage handling & industrial applications**



Pumps for water, waste water treatment, sewage handling & industrial applications

Product & it's operating range

Ama® Drainer



Pump Size	32 mm
Capacity	up to 230 lpm
Head	up to 12 m
Motor	in 1Ø 0.5 kW
Temperature	up to 40°C

Construction and applications

Ama-Drainer 300 series

Vertical fully floodable submersible motor with In built swing check valve. Jacket cooled single phase motor with integrated temperature switch. Float switch for automatic operation.

Suitable for lowering surface water level, transfer of water, agricultural pits, & sprinklers in gardens, drainage of cellars / basin

Ama® Porter



Pump Size	50 mm
Capacity	up to 480 lpm.
Head	up to 15 m
Motor Rating	up to 1.1 kW (1Ø) up to 1.5 kW (3Ø)
Temperature	up to 40°C

Vertical, monobloc pumpset, free flow impeller of two sizes, 1Ø and 3Ø motors with IP 68 protection, 1Ø motor with built-in thermal overload protection and float switch, bi-directional mechanical seal.

Suitable for pumping surface water, rain water, waste water containing solids, drainage of sumps liable to flood, agricultural pits and canals.

MONOSUB REG D



Pump Size	up to 50 mm
Capacity	up to 733 lpm
Head	up to 30 m
Motor rating	up to 3.7 kW
Temperature	Ambient

Single stage, submersible centrifugal pumps of closed coupled (monobloc) construction.

For De-watering pumps for storm water and rain water pumping applications

Amarex IN, KRTU



Pump Size	65 & 100 mm
Capacity	up to 200 m ³ /hr
Head	up to 49 m
Motor Rating	up to 9.5 kW
Temperature	up to 80°C
Speed	up to 2900 rpm

Single stage, submersible, centrifugal pumps of closed coupled (monobloc) construction.

Amarex IN pumps are suitable for handling waste water transport, storm water transport, waste water treatment etc.

KRTU pumps are suitable for handling municipal and industrial waste water. 3 types of impellers available to suit a variety of needs - E (single vane), K (non-clog two channel) & F (free flow) in transportable and stationary installation.

KRT, KRTE



Pump Size	up to 350 mm
Capacity	up to 3000 m ³ /hr.
Head	up to 60 m
Motor rating	up to 165 kW
Temperature	up to 40°C

Single stage, submersible centrifugal pumps of closed coupled (monobloc) construction.

For pumping all types of sewage, and effluent in water treatment and industry, especially untreated sewage, with long fibers and solid substances, liquids containing air and gas as well as raw, activated and digested sludge.

Pumps for water supply, transport and treatment for industrial, municipal and building services applications



Pumps for water supply, transport and treatment for industrial, municipal and building services applications

Product & it's operating range

Construction and applications

KWP



Pump Size	65 to 250 mm
Capacity	up to 1300 m ³ /hr.
Head	up to 100 mtrs.
Pressure	up to 10 bar
Temperature	-30 to 250°C
Speed	up to 2900 rpm

Horizontal, end suction pump in back pull-out design with radial flow impellers of single, double, or multivane, closed or semi-closed type.

Suitable to handle contaminated fluids, sludges, slurries, fluids containing ad-mixture and thick stock of all kinds having consistency up to 3%.

MEGA



Pump Size	32 to 150 mm
Capacity	up to 540 m ³ /hr.
Head	up to 100 m
Discharge press.	up to 16 bar
Temperature	-30 to 160°C
Speed	up to 3600 rpm

Horizontal, end suction, centrifugal, radially split volute casing pumps in back-pull-out design fitted with single stage radial impeller.

Suitable for handling clear liquids in applications for water supply, irrigation, air-conditioning, fire fighting, auxiliary process in paper, cellulose, sugar, food and textile industries.

Etanorm G



Pump Size	25 to 150 mm
Capacity	up to 660 m ³ /hr.
Head	up to 160 m
Discharge press.	up to 16 bar
Temperature	-30 to 140°C
Speed	up to 2900 rpm

Horizontal, end suction, centrifugal, radially split volute casing pumps in back-pull-out design fitted with single stage radial impeller.

Suitable for general water supply, sprinkling, irrigation, booster plants, circulation of warm, hot and cooling water, delivery of condensate and boiler-feed water and fire fighting applications.

Etabloc



Pump Size	25 to 150 mm
Capacity	up to 640 m ³ /hr.
Head	up to 160 m
Discharge press.	up to 16 bar
Temperature	-30 to 140°C
Speed	up to 2900 rpm

Compact, horizontal, end suction, centrifugal, radially split volute casing pumps in monobloc construction.

Suitable for general water supply, sprinkling, irrigation, booster plants, circulation of warm, hot and cooling water, delivery of condensate and boiler-feed water and fire fighting applications.

Etaline



Pump Size	32 to 200 mm
Capacity	up to 700 m ³ /hr.
Head	up to 95 m
Discharge press.	up to 16 bar
Temperature	-30 to 140°C
Speed	up to 2900 rpm

Centrifugal, radially split in-line pumps in monobloc construction. Can be mounted horizontally or vertically. Flanges are drilled to ASME or EN standard. Suction and delivery sizes are common and hence no need of expander.

Suitable for fire fighting, air conditioning, industrial recirculation, HVAC systems etc.

Pumps for water supply, transport and treatment for industrial, municipal and building services applications

Product & it's operating range

Construction and applications

MOVI



Pump Size	32 mm
Capacity	up to 18 m ³ /hr.
Head	up to 400 m
Discharge press.	up to 40 bar
Temperature	-10 to 140°C
Speed	up to 2900 rpm

Horizontal, radially split, ring section, multi-stage pumps with radial impellers.

Suitable for general water supply, sprinkling, irrigation, booster plants, circulation of warm, hot and cooling water, delivery of condensate and boiler-feed water and fire fighting applications.

WK, WL, WKS, WKFI



Pump Size	40 to 150 mm
Capacity	up to 630 m ³ /hr.
Head	up to 780 m
Discharge press.	up to 63 bar
Temperature	up to 230°C
Speed	up to 4500 rpm

Horizontal, radially split, ring section, high pressure multi-stage pumps with radial impellers.

Suitable for water works, irrigation, sprinkler, installations, boiler-feed applications, condensate extraction, fire fighting and generating high pressure water used in hydraulic presses and descaling plants.

WKL



Pump Size	40 mm
Capacity	up to 27 m ³ /hr.
Head	up to 250 m
Discharge press.	up to 28 bar
Temperature	up to 140°C
Speed	up to 2900 rpm

Horizontal, radially split, ring section, multi-stage pumps with radial impellers.

Suitable for water works, irrigation, sprinkler installations, boiler-feed applications, condensate extraction, fire fighting and generating high pressure water used in hydraulic presses and descaling plants.

Multitec



Pump Size	32 to 150 mm
Capacity	up to 850 m ³ /hr.
Head	up to 630 mtrs.
Pressure	up to 63 bar
Temperature	-10 to 200°C
Speed	up to 4000 rpm

Centrifugal, ring section, multi-stage pumps in modular design for handling pure and slightly aggressive media.

Suitable for water works, irrigation and boiler feed applications.

HDA, HDB



Pump Size	40 to 150 mm
Capacity	up to 576 m ³ /hr.
Head	up to 2245 mtrs.
Pressure	up to 230 bar
Temperature	up to 200°C
Speed	up to 5500 rpm

Horizontal, high pressure multi-stage pumps with ring section casing and radial single entry impellers.

Suitable for boiler-feed applications and in high pressure hydraulic circuits for coke cutting, descaling and municipal water supply.

Pumps for **water supply, transport and treatment for industrial, municipal and building services applications**

Product & it's operating range

Construction and applications

Omega



Pump Size	DN 80 to 300 mm
Capacity	up to 900 m ³ /hr.
Head	up to 105 mtrs.
Pressure	up to 25 bar
Temperature	Up to 80°C

Centrifugal, horizontal split casing pumps with double entry impeller design.

Suitable for general water works, pumping stations, power stations, industrial water supply etc.

Movitec B



Pump Size	2, 4, 6, 10, 15, 25, 90
Capacity	up to 112.8 m ³ /hr.
Head	up to 225 mtrs.
Pressure	up to 40 bar
Temperature	-20 to 140°C
Speed	up to 3600 rpm

Multi-stage, vertical inline high-pressure centrifugal pumps in ring-section design.

Suitable for general water supply, sprinkling, irrigation and pressure boosting systems, warm water, hot water and cooling water re-circulation, boiler feed systems, domestic water supply systems and washing plants.

moviBOOST Kt, Vt, VPt



Capacity	up to 660 m ³ /hr.
Head	up to 160 m
Inlet Pressure	up to 10 bar
Disc. Pressure	10 & 16 bar
Temperature	up to 70°C
Supply voltage	415 V, 50 Hz

Fully automatic pressure boosting units available in three variants - Kt, Vt & VPt with 2 to 6 vertical high-pressure pumps and fully electronic control of the required supply pressure with two standard volt-free contacts for fault indication.


Suitable for residential buildings, hospitals, office buildings, hotels, departmental stores etc.



Pumps for water supply, transport and treatment for industrial, municipal and building services applications

Product & it's operating range

Submersible Motor Pumps



Well diameter	min. 75 mm
Capacity	up to 900 m ³ /hr.
Head	up to 360 m
Motor rating	up to 110 kW
Temperature	Ambient
Speed	2900 rpm

Construction and applications

Submersible pump in multi-stage construction with radial or mixed flow impellers coupled with oil or water filled, single/three phase submersible motors. Pumps with SS jacket are also available up to 100 mm diameter.

Suitable for horticulture, irrigation, housing, building services and farm houses, ornamental fountains etc.

Submersible Pumps in Stainless Steel



Pump models	4
Capacity	up to 58 lpm
Head	up to 180 mtrs.
Temperature	Ambient
Motor rating	up to 11 kW

KSBsol - A complete Stainless Steel Solar pump series viz. CU 100, CB 100 in 100 mm (4") & CU 150, CB 150 in 150 mm (6") is built in India with German technology. KSBsol offers a range of borewell submersible pump and AC motor sets are specially designed and matched to your requirements of solar pumping application.

PERIBLOC



Pump models	8
Capacity	up to 67 lpm
Head	up to 48 mtrs.
Temperature	Ambient
Motor rating	up to 1 HP

Mini monobloc pumpsets in compact design. Available in 8 models - PERIBLOC I & II, Delite I & Delite II, Deluxe I & Deluxe II, PERIBLOC GX I & GX II are available in CI version.

Suitable for pumping of water to overhead tanks, in bungalows, fountains, fountains etc.

CUTE



Pump size	25 mm
Capacity	up to 1700 lph
Head	up to 36 mtrs.
Temperature	Ambient
Motor rating	up to 1 HP

Self priming mini monobloc pumps in compact design. Can withstand wide voltage range. Suction lift up to 8 m is possible.

Suitable for pumping of water to overhead tanks, in bungalows, fountains, farmhouses etc.

AGRIBLOC



Pump size	up to 80 x 80 mm
Capacity	up to 920 lpm
Head	up to 30 mtrs.
Temperature	Ambient
Motor rating	up to 2 HP

Single stage, monobloc pumps in compact and light weight design. These pumps are available in single phase power supply. Dynamically balanced rotating parts ensures minimal vibrations.

Suitable for agriculture, industries, gardens, fountains etc.

Pumps for water supply, transport and treatment for industrial, municipal and building services applications

Product & it's operating range

MONOSUB R, RE



Pump size	25 to 100 mm
Capacity	up to 695 lpm
Head	up to 33 mtrs.
Temperature	Ambient
Motor rating	up to 12.5 HP

Construction and applications

Single stage, monobloc, open-well submersible pumps. Suitable for agriculture, drinking water supply, fountains, buildings, farm houses etc. Available in single and three phase models.

PERISTAR SSE



Pump model	1
Capacity	up to 1400 lph
Head	up to 24 mtrs.
Temperature	Ambient
Motor rating	up to 0.5 HP

Monobloc pumps in compact design. Stainless Steel casing with Brass impellers and Stainless Steel shaft, Aluminium die cast motor body.

Pumps can be used for booster applications, residential flats, water circulation in solar systems etc.

PERISTAR V



Pump models	3
Capacity	up to 2700 lph
Head	up to 39 mtrs.
Temperature	Ambient
Motor rating	up to 1 HP

Centrifugal pumps in monobloc construction. Self priming up to 8 m. Robust and sturdy design. Capacitor start and run type design eliminates centrifugal switch. Pressure die cast rotor with TEFC enclosure for motors. FAG make ball bearings sealed for life.

Suitable for pumping of water to overhead tanks, in bungalows, fountains, car washing, lawn sprinklers etc.

PERISTAR S



Pump models	3
Capacity	up to 3400 lph
Head	up to 36 mtrs.
Temperature	Ambient
Motor rating	up to 1 HP

Centrifugal pumps in monobloc construction. Self priming up to 8 m. Robust and sturdy design. Capacitor start and run type design eliminates centrifugal switch. Pressure die cast rotor with TEFC enclosure for motors.

Suitable for pumping of water to overhead tanks, in bungalows, fountains, car washing, lawn sprinklers etc.

PERISTAR ZD



Pump size	25x25 mm
Capacity	up to 2950 lph
Head	up to 39 mtrs.
Temperature	Ambient
Motor rating	up to 1 HP

Centrifugal pumps in monobloc construction. Self priming up to 8 m. Capacitor start induction run single phase motor for high torque.

Suitable for car washing, booster application, water circulation in solar heating systems etc.

Pumps for water supply, transport and treatment for industrial, municipal and building services applications

Product & it's operating range

Construction and applications

OPAL



Pump models	OPAL 5 & 10
Capacity	up to 215 lpm
Head	up to 25 mtrs.
Temperature	Ambient
Motor rating	up to 1 HP

Open-well submersible pumpsets in monobloc construction
Wide voltage range. SS jacketed motor with NORYL impellers.
Suitable for pumping of water to overhead tanks, flood irrigation, de-watering of storm water etc.

K-JET



Pump sizes	40 x 25 mm
Capacity	up to 41 lpm
Head	up to 45 mtrs.
Temperature	Ambient
Motor rating	up to 1 kW

Self priming centrifugal jet pumps designed for application in deep wells.

These pumps find wide applications in residential bungalows, hotels, small farms, lawns etc.

PERIJET



Pump sizes	25 mm
Capacity	up to 55 lpm
Head	up to 39 mtrs.
Temperature	Ambient
Motor rating	up to 0.75 kW

Self priming centrifugal pumps designed for application in open and shallow wells, sumps.

These pumps find wide applications in residential bungalows, hotels, small farms, lawns etc.

PERIBOOST



Pump sizes	25 mm
Capacity	up to 33 lpm
Head	up to 24 mtrs.
Temperature	65° C
Motor rating	up to 0.37 kW

Pressure booster pumps designed for pressurized water showers in bathrooms

MULTIBOOST



Tank Capacity	24 & 60 ltr.
Capacity	up to 266 lpm
Head	up to 53 mtrs.
Temperature	Ambient
Motor rating	up to 2.2 kW (3 HP)

Horizontal, centrifugal, radially split, multistage pumps fitted with pressure tank, pressure sensor and gauge.

Suitable for water pressure boosting applications in bungalows, flats, individual bathrooms etc.

Pumps for **water supply, transport and treatment for industrial, municipal and building services applications**

Product & it's operating range

Construction and applications

MONOSUB RV



Pump sizes	75 mm
Capacity	up to 1500 lpm
Head	up to 148 mtrs.
Temperature	Ambient
Motor rating	1Ø up to 2 HP 3Ø up to 22.5 HP

Multistage monobloc openwell submersible pumpset. 1Ø in S.S. construction & 3Ø in C.I. construction.
Suitable for agriculture, farm houses, drinking water supply etc.

Conti



Cable Sizes	1.5 Sq. mm 2.5 Sq. mm 4.0 Sq. mm 6.0 sq. mm 10.0 sq. mm 16.0 sq. mm 25.0 sq. mm 35.0 sq. mm
--------------------	--

CONTI - 3 core PVC insulated flat cables with superior quality and assured long life. Every cable is precisely manufactured with exceptional process control. The conductor is made of multiple strands of finely drawn copper wires having purity of minimum 99.9%. The cables are ISI 694 marked.

GARDO



Size	0.5 hp - 2 hp
-------------	---------------

Reliable control panels for single phase pumpsets. Control panels are designed for wide voltage operating range.



**Pumps for chemical, petrochemical, oil production,
processing, steam & power generation**



Pumps for **chemical, petrochemical, oil production, processing, steam & power generation**

Product & it's operating range

Construction and applications

Etanorm SYT



Pump Size	25 to 150 mm
Capacity	up to 625 m ³ /hr.
Head	up to 102 m
Discharge press.	up to 16 bar
Temperature	-30 to 350°C
Speed	up to 3600 rpm

Horizontal, end suction, centrifugal, radially split, volute casing process pumps in back-pull-out design, fitted with a radial impeller.
Suitable for heat transfer system, hot water circulation etc.

MegaCPK



Pump Size	25 to 250 mm
Capacity	up to 1160 m ³ /hr.
Head	up to 162 m
Discharge press.	up to 25 bar
Temperature	-30 to 300°C
Speed	up to 2900 rpm

Horizontal, end suction, centrifugal, radially split, volute casing process pump in back-pull-out design, fitted with a radial impeller.
Suitable to handle aggressive, organic and inorganic fluids in chemical and process industries like paper, cellulose, sugar, food, textile, drugs, breweries, pharmaceutical and distilleries.

HPK-L



Pump Size	25 to 250 mm
Capacity	up to 1160 m ³ /hr.
Head	up to 162 m
Discharge press.	up to 25 bar
Temperature	-40 to 400°C
Speed	up to 3600 rpm

Horizontal, end suction, centrifugal, radially split, volute casing process pumps in back-pull-out design, fitted with a radial impeller.
Suitable for hot water circulation, heat transfer fluids, process engineering etc.

APP



Pump Size	32 to 150 mm
Capacity	up to 700 m ³ /hr.
Head	up to 100 m
Discharge press.	up to 16 bar
Temperature	-30 to 160°C
Speed	up to 3600 rpm

Horizontal, single stage, end suction, radially split volute casing pump in back-pull-out design.
Suitable for continuous operation in process industries to handle clean, abrasive corrosive liquids and stock up to **8% consistency**.

CPK



Pump Size	32 to 250 mm
Capacity	up to 1200 m ³ /hr.
Head	up to 150 m
Discharge press.	up to 25 bar
Temperature	-70 to 350°C
Speed	up to 2900 rpm

Horizontal, end suction, centrifugal, radially split, volute casing process pumps in back-pull-out design, fitted with a radial impeller.
Suitable to handle aggressive organic and inorganic fluids in chemical and petrochemical industries, refinery off-sites, paper and pulp, food and sugar industry, sea water desalination plants.

Pumps for **chemical, petrochemical, oil production, processing, steam & power generation**

Product & it's operating range

Construction and applications

Etanorm C



Pump Size	25 to 150 mm
Capacity	up to 660 m ³ /hr.
Head	up to 160 m
Discharge press.	up to 16 bar
Temperature	-30 to 140°C
Speed	up to 3600 rpm

Horizontal, end suction, centrifugal, radially split, volute casing process pumps in back-pull-out design, fitted with a radial impeller.

Suitable for heat transfer system, hot water circulation, water supply and swimming pools, fire fighting systems etc.

Etabloc C



Pump Size	25 to 150 mm
Capacity	up to 550 m ³ /hr.
Head	up to 160 m
Discharge press.	up to 16 bar
Temperature	-30 to 140°C
Motor rating	up to 22 kW

Single stage volute casing pump with back pull out design and ratings to EN 733, with radially split volute casing, replaceable wear rings, stub shaft design, closed radial impeller with multiple curved vanes, single mechanical seal to EN 12756, and a shaft equipped with replaceable shaft sleeve in seal area.

Suitable for Water supply, swimming pools, irrigation, cooling water, spray irrigation, service water, drinking water, condensate, hot water.

Magnochem



Pump Size	25 to 100 mm
Capacity	up to 300 m ³ /hr.
Head	up to 150 m
Discharge press.	up to 25 bar
Temperature	-90 to 300°C
Speed	up to 2900 rpm

Horizontal, seal-less volute casing pump in back pull-out design, with magnetic drive, to ISO 2858 / EN 22 858 / ISO 5199, with radial impeller, single-stage, single-entry ATEX-compliant.

For handling aggressive, toxic, explosive, valuable, flammable, malodorous or harmful fluids in the chemical, petrochemical and general industries, chemical industry, petrochemical industry, refineries, food and beverage industries nuclear and fossil-fuelled power plants, general industry and process engineering.

KWP O



Pump Size	5 models
Capacity	up to 400 m ³ /hr.
Head	up to 65 m
Discharge press.	up to 10 bar
Temperature	-30 to 250°C
Speed	up to 2900 rpm

Horizontal, single stage, single entry, back pull out type, radially split volute casing process type centrifugal pumps with radial flow non clogging, semi open multi vane, overhung impeller. Dimension complying to standardized chemical pumps in accordance with DIN 24546.

Can be used to pump contaminated fluids, sludge, fluids containing solids admixtures & thick stocks of all kinds. With O impeller, fluids containing air <= 5% & stock density of pulp <=5% can be pumped.

CPK O



Pump Size	14 models
Capacity	up to 100 m ³ /hr.
Head	up to 85 m
Discharge press.	up to 16 / 25 bar
Temperature	-70 to 300°C
Speed	up to 2900 rpm

Horizontal, single stage, volute casing pump in back pull-out design, with semi open Impeller, single-entry, single-stage; to EN 22 858/ISO 2858/ISO 5199; Complemented by pumps of size DN 25.


These pumps can be used to pump aggressive, polymerizing media or media liable to form lumps as well as gas containing liquids in the chemical and petrochemical industries.

Pumps for **chemical, petrochemical, oil production, processing, steam & power generation**

Product & its operating range

Construction and applications

MEGACHEM



Pump Size	25 to 150 mm
Capacity	up to 540 m ³ /hr.
Head	up to 100 m
Discharge press.	up to 16 bar
Temperature	-30 to 200°C
Speed	up to 3600 rpm

Horizontal, end suction, centrifugal, radially split, volute casing process pump in back-pull-out design, fitted with a radial impeller. Suitable to handle aggressive, organic and inorganic fluids in chemical and process industries like paper, cellulose, sugar, food, textile, drugs, breweries, pharmaceutical and distilleries.

RPH



Pump Size	25 to 250 mm
Capacity	up to 1500 m ³ /hr.
Head	up to 270 m
Discharge press.	up to 51 bar
Temperature	up to 450°C
Speed	up to 3600 rpm

Horizontal, single stage, radially split pump in back-pull-out design with end suction fitted with a single entry closed radial impeller. Designed to API 610 latest edition.

Suitable to handle products in refineries, chemical, petrochemical and coal conversion plants, power station and environmental engineering applications.

RPHb



Pump Size	50, 80 & 150 mm
Capacity	up to 500 m ³ /hr.
Head	up to 420 m
Discharge press.	up to 100 bar
Temperature	-70 to 450°C
Speed	up to 3600 rpm

Horizontal, radially split, volute casing pump in process type construction according to API 610 latest edition / VDMA 24297, with radial flow impeller, single suction two stage design, back to back impeller arrangement and centreline mounting.

Suitable for handling various petroleum products.

WKT, WKTR



Pump Size	40 to 150 mm
Capacity	up to 300 m ³ /hr.
Head	up to 500 m
Discharge press.	up to 63 bar
Temperature	-30 to 160°C
Speed	up to 3600 rpm

Vertical, radially split, multi-stage ring section pump with radial / mixed flow single entry impellers. WKTR pumps designed to API 610 latest edition.

Suitable for condensate extraction from steam turbines, handling cold or hot water, process liquids for refinery & petrochemical applications & ammonia handling

WKTA, WKTB







Pump Size	up to 2500 mm
Capacity	up to 370 m ³ /hr.
Head	up to 40 m
Discharge press.	up to 100 bar
Temperature	up to 100°C
Speed	up to 1800 rpm

Vertical, can type, radially split, multi-stage ring section pump with double entry suction stage.

Suitable for condensate extraction in power stations and industrial power plants.

Pumps for **chemical, petrochemical, oil production, processing, steam & power generation**

Product & it's operating range		Construction and applications
HDA, HDB		
	Pump Size	42 to 150 mm
	Capacity	up to 576 m ³ /hr.
	Head	up to 2245 mtrs.
	Pressure	up to 230 bar
	Temperature	up to 200°C
	Speed	up to 5500 rpm
HG		
	Pump Size	2 to 5
	Capacity	up to 1400 m ³ /hr.
	Head	up to 4200 m
	Discharge press.	up to 420 bar
	Temperature	up to 200°C
	Speed	up to 7000 rpm
CHTC, CHTR		
	Pump Size	2 to 6
	Capacity	up to 1450 m ³ /hr.
	Head	up to 4200 m
	Discharge press.	up to 420 bar
	Temperature	up to 200°C
	Speed	up to 7000 rpm
HGM		
	Pump Size	2 to 4
	Capacity	up to 280 m ³ /hr.
	Head	up to 1100 m
	Discharge press.	up to 120 bar
	Temperature	up to 140°C
	Speed	up to 3600 rpm

Pumps for **chemical, petrochemical, oil production, processing, steam & power generation**

Product & it's operating range

Construction and applications

SPnorm



Size	DN 40, 50, 80, 100, 150
Capacity	19.4 lps.
Head	6 to 36 mtrs.
Motor rating	1 to 25 HP

Horizontal self priming volute casing pumps, single stage with semi open impeller, in back pull out design. Long coupled on baseplate, suction lift up to 7 metres.
 Suitable pump for pumping muddy water, sewage, polluted liquids including solids etc.
 Applications where priming & foot valve is to be avoided.

SPbloc



Size	DN 40, 50, 80
Capacity	74 lps.
Head	6 to 50 mtrs.
Motor rating	1 to 7.5 HP

Horizontal self priming volute casing pumps, single stage with semi open impeller, in back pull out design. Monobloc, mono shaft design, hydraulics are assembled on extended motor shaft, suction lift up to 7 metres.
 Suitable pump for pumping muddy water, sewage, polluted liquids including solids etc.
 Applications where priming & foot valve is to be avoided.



Gate, Globe & Check Valves for chemical, petrochemical, oil production, processing, steam & power generation



Valves for chemical, petrochemical, oil production, processing, steam and power generation

Product & its operating range

Construction and applications


SICCA® 800-1500 - Type GTF



Size	15 to 50 mm
Pressure	up to 264 bar
Temperature	up to 593°C

Forged gate valve to API 602 (# 800/1500), bolted bonnet for # 800, welded bonnet for # 1500, socket weld ends for # 800-1500, socket / thread ends for # 800, solid wedge, integral back seat and non-rotating stem.
Available in Carbon Steel, Stainless Steel & Alloy Steel.

SICCA® 150-600 - Type GTC



Size	50 to 600 mm
Pressure	up to 104 bar
Temperature	up to 593°C

Cast gate valve to API 600, bolted bonnet, butt weld or flanged ends, flexible wedge, out-side screw and yoke and non-rotating stem.
Available in Carbon Steel, Stainless Steel & Alloy Steel

SICCA® 900-2500 - Type GTC



Size	50 to 600 mm
Pressure	up to 431 bar
Temperature	up to 650°C

Cast gate valve to ASME B 16.34, pressure seal bonnet, double disc wedge design, butt weld ends, integral stellited back seat, out-side screw and yoke and non-rotating stem.
Available in Carbon & Alloy Steel.

SICCA® 800-2500 - Type GLF



Size	15 to 50 mm
Pressure	up to 431 bar
Temperature	up to 650°C

Forged globe valve to API 602 (# 800/1500), ASME B 16.34 (# 2500), bolted bonnet for # 800, welded bonnet for # 1500/2500, socket weld ends for # 800-2500, socket / thread ends for # 800, integral back seat, outside screw and yoke and rotating stem.
Available in Carbon Steel, Stainless Steel & Alloy Steel

SICCA® 150-600 - Type GLC



Size	50 to 250 mm
Pressure	up to 104 bar
Temperature	up to 593°C

Cast globe valve to BS 1873, bolted bonnet, flanged or butt weld ends, back seat bush and out-side screw and yoke.
Available in Carbon, Alloy & Stainless Steel.

Valves for chemical, petrochemical, oil production, processing, steam and power generation

Product & its operating range

Construction and applications

SICCA® 900-2500 - Type GLC



Size	50 to 200 mm
Pressure	up to 431 bar
Temperature	up to 650°C

Cast globe valve to ASME B 16.34, pressure seal bonnet design, butt weld ends, tapered seat, integral stellite back seat, outside screw and yoke, yoke head with ISO flange for actuator fitting, non-rotating stem and Y-pattern body design.
Available in Carbon & Alloy Steel.

SICCA® 800-2500 - Type PCF



Size	15 to 50 mm
Pressure	up to 431 bar
Temperature	up to 650°C

Forged check valve to API 602 (# 800/1500), ASME B 16.34 (# 2500), bolted cover for # 800, welded cover for # 1500/2500, socket weld ends for # 800-2500, socket / thread ends for # 800, spring loaded disc.
Available in Carbon Steel, Stainless Steel & Alloy Steel.

SICCA® 150-600 - Type SCC



Size	50 to 600 mm
Pressure	up to 104 bar
Temperature	up to 593°C

Cast check valve as per BS 1868, bolted bonnet, flanged or butt weld ends, swing disc arrangement with inside hinge pin (up to 300 mm) and non-turning disc.
Available in Carbon, Alloy & Stainless Steel.

SICCA® 900-2500 - Type SCC



Size	50 to 600 mm
Pressure	up to 431 bar
Temperature	up to 650°C

Cast check valve as per ASME B 16.34, pressure seal bonnet design, butt weld ends, swing disc arrangement with inside hinge pin and non-turning disc.
Available in Carbon & Alloy Steel.

Ball Valves - ECOLINE



Size	15 to 400 mm
Pressure	up to 136 bar
Temperature	up to 200°C

ECOLINE range of Cast & Forged, 1, 2 & 3 piece construction ball valves. Designed as per BS EN ISO 17292 and are available up to class 800.

Suitable for process, industry, water, steam, oil & gas applications.

KSB Pumps Valves & Systems - We are where you are

Manufacturing Plants :

Head Office & Pimpri :
Irrigation & Process Division
Mumbai-Pune Road, Pimpri,
Pune - 411 018.
Tel.: 020-2710 1000 Fax : 020-2742 6000

Chinchwad :
Power Projects Division
D-II Block, MIDC Chinchwad,
Pune - 411 019.
Tel.: 020-2740 9100 Fax : 020-2747 0890

Khandala :
Energy Pumps Division
A1, MIDC Khandala Phase -II, Village
Kesurdi, Satara - 412 802.
Tel.: 02169 -246800

Coimbatore :
Valves Division
151, Mettupalayam Road,
NSN Palayam Post,
Coimbatore - 641 031.
Tel.: 0422-2468222, 2468547-9
Fax : 0422-2468232

Sinnar :
Standard Pumps Division
Plot No. E-3 & E-4, MIDC Sinnar,
Nashik - 422 113.
Tel.: 02551-230252 / 53, 229700
Fax : 02551-230254

Vambori :
Foundry Division
Vambori, Ahmednagar - 413 704.
Tel.: 02426-272534, 272550, 272463
Fax : 02426-272043

Regd. Office :
126, Maker Chambers III, Nariman Point,
Mumbai - 400 021.
Tel.: 022-6658 8787 Fax : 022-6658 8788

Zonal Offices :

East :
30, Circus Avenue, 2nd Floor,
Kolkata - 700 017.
Tel.: 033-2287 0473, 2290 0117
Fax : 033-2287 0588

West :
126, Maker Chambers III, Nariman Point,
Mumbai - 400 021.
Tel.: 022-6658 8787 Fax : 022-6658 8788

North :
KSB House, A-96, Sector IV, NOIDA,
Dist. Gautam Budh Nagar - 201 301.
Tel.: 0120-254 1091
Fax : 0120-255 0567

South :
Guindy House, II Floor, # 92 Anna Salai,
Chennai - 600 032.
Tel.: 044-2235 2571-2, 2235 5673
Fax : 044-2235 2749

Service Stations :

Chennai :
6, Self-help Industrial Estate,
Keelkattalai, Near Keelkattalai -
Pallavaram Radial Road Signal junction,
Chennai - 600 117
Tel. 044-22681159

Howrah :
Sadananda Industrial Estate
Howrah Amta Road, Balitikuri,
Bakultala
Howrah - 711 113, West Bengal

NOIDA :
KSB House, A-96, Sector IV, NOIDA,
Dist. Gautam Budh Nagar - 201 301.
Tel.: 0120-254 1091
Fax : 0120-255 0567

Odhav :
Shed No. 22, Gujarat Vepari
Mahamandal, Odhav,
Ahmedabad - 382 410.
Tel.: 079-2290 0372
Fax : 079-2290 0749

Branch Offices :

Ahmedabad :
Shed No. 22, Gujarat Vepari
Mahamandal, Odhav,
Ahmedabad - 382 410.
Tel.: 079-2290 0707, 2290 0717

Aurangabad :
Plot No. P-204, Shivshankar Colony,
Near Hotel Sayli,
Aurangabad - 431 005.
Tel.: 0240-235 1440, 234 2447
Fax : 0240-235 1440

Bangalore :
191, 1st Floor, West Of Chord Road,
II Stage, Bangalore - 560 086.
Tel.: 080-2349 1806, 2349 3925
Fax : 080-2349 6036

Baroda :
4-B, Ramkrishna Chamber,
Productivity Road, Baroda - 390 005.
Tel.: 0265-233 0532, 233 3226
Fax : 0265-235 0002

Bhubaneswar :
N5/39, 1st Floor, IRC Village, Nayapalli,
Bhubaneswar - 751 015.
Tel.: 0674-255 8497
Fax : 0674-255 8499

Chandigarh :
SCO - 189, 2nd Floor, Sector - 7C,
Chandigarh - 160 019.
Tel. / Fax : 0172-279 0072, 279 0062

Indore :
B-14, Ratlam Kothi, Kanchan Baug
Road, Indore - 452 001.
Tel.: 0731-252 9478, 252 9704
Fax : 0731-252 9704

Jaipur :
Anjali Chambers, 2nd Floor, Block C,
10, Rajbhawan Road, Civil Lines,
Jaipur - 302 001.
Tel.: 0141-222 4554, 222 4904
Fax : 0141-222 4904

Jamshedpur :
B-1/5, 1st Floor, Gangotri House,
'Q' Road, 1, Sura Bhawan Area,
Bistupur, Jamshedpur - 831 001.
Tel.: 0657-231 7129
Fax : 0657-231 7128

Lucknow :
309, Chintels House, 16, Station Road,
Lucknow - 226 001.
Tel.: 0522-263 5203, 263 5597
Fax : 0522-263 5597

Mumbai :
126, Maker Chambers III, Nariman Point,
Mumbai - 400 021.
Tel.: 022-6658 8787
Fax : 022-6658 8788

Nagpur :
203, Suryakiran Complex, Bajaj Nagar,
Nagpur - 440 010.
Tel.: 0712-223 6889, 222 9148
Fax : 0712-222 9148

Pune :
Mumbai-Pune Road, Pimpri,
Pune - 411 018.
Tel.: 020-2710 1000 Fax : 020-2742 6000

Raipur :
D-62, Sector - 2, Devendra Nagar,
P.O. Pandri, Raipur - 492 001.
(Chhattisgarh).
Tel.: 0771-258 3658, 258 3921
Fax : 0771-258 3921

Secunderabad :
D. No. 12-13-197, 198,
Flat No. 103 & 104, 1st Floor,
Pavani Anusuya Towers, Tarnaka,
Secunderabad - 500 017.
Tel.: 040-2700 1724, 2700 3696
Fax : 040-2700 1725



KSB Pumps Limited

Mumbai-Pune Road, Pimpri, Pune 411 018.
Tel.: +9120 2710 1000 Fax : +91 20 2742 6000 www.ksbindia.co.in